

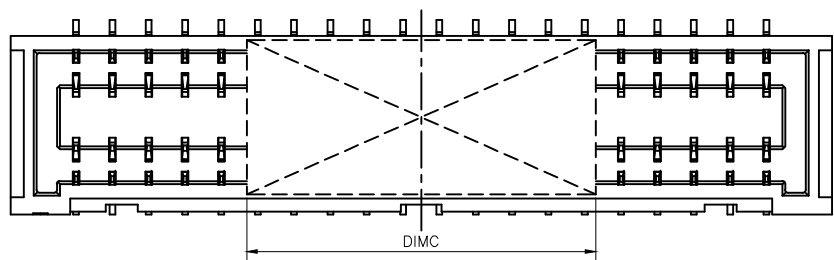
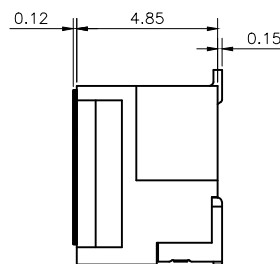
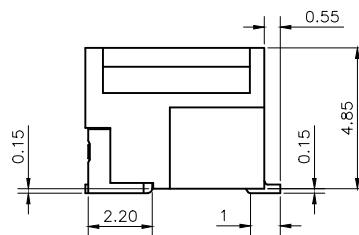
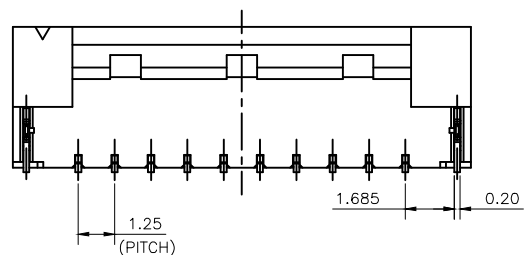
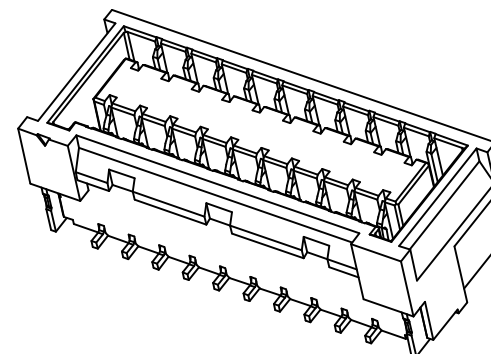
RECOMMENDED PCB LAYOUT  
GENERAL TOLERANCE ±0.05

NOTES:

1. MATERIAL:
  - 1.1 HOUSING: THERMOPLASTIC(PA9T), HIGH TEMP.,UL94V-0
  - 1.2 CONTACT: COPPER ALLOY
  - 1.3 FITTING NAIL: COPPER ALLOY
2. FINISH:
  - 2.1 CONTACT: 50μ" MIN. NICKEL UNDERPLATING OVERALL.
    - 1: GOLD FLASH PLATING.
    - C:15μ" GOLD ON CONTACT AND GOLD FLASH SOLDER AREA
  - 2.2 FITTING NAIL: 50μ" MIN. NICKEL UNDERPLATING OVERALL.
    - N:80μ" MIN. MATTE TIN PLATING
3. REFLOW SOLDER CAPABLE TO 260°C PER ACES SPEC.
4. SPEC. PLS. REFER TO PS-51390-XXXXX-XXX
5. PACKAGE PLS. REFER TO 51390-XXXXX-XX-TRP.
6. PART NUMBER

51390-XXX X X-XXX  
CKTS PLATING

PACKING: 0:TAPE&REEL 4:TAPE&REEL WITH MYLAR  
PLATING: 1: G/F OVERALL(LEAD FREE) C:15μ" Gold on contact



WITH MYLAR

CKTS	DIM A	DIM B	DIM C
020	11.25	15.75	12
030	17.50	22.00	
040	23.75	28.25	
050	30.00	34.50	

QUALITY SYMBOLS		DRAWN BY		DATE			
MAJOR Ⓢ		Huailin		21/05/06			
CRITICAL Ⓢ		CHECKED BY		DATE		TITLE	
( UNLESS SPECIFIED )		BRAVE		21/05/06			
GENERAL TOLERANCES		APPROVED BY		DATE		UNITS	
.X ±0.5		BRAVE		21/05/06		mm	
.XX ±0.25		SCALE		SHEET NO.		SIZE	
.XXX ±0.1		1:1		1 OF 1		A4	
ANGLES ±2°		REV		C		RFQ NO.	
						NA	
						PART NO.	
						SEE NOTES	
						DWG NO.	
						51390-XXXXX-XXX	